

# FISCAL YEAR 2023 ANNUAL REPORT



Arizona  
Department  
of Housing

Centerline on Glendale is a 368-unit affordable apartment community in Glendale, Arizona tailored to a diverse population including singles, families, seniors, veterans, the disabled, and the previously unsheltered. It's the first affordable housing project using the State Tax Credit program in Arizona history and would not have become a reality without this new state funding source. Centerline broke ground in March 2023 and is scheduled to open for renters in 2024. In FY 2023, 12 affordable housing projects opened their doors for new tenants.

# FISCAL YEAR 2023 ANNUAL REPORT

EXECUTIVE SUMMARY .....	3
FISCAL YEAR 2023 IN SUMMARY .....	4
RENTAL PROGRAMS .....	5-7
HOUSING REHABILITATION AND REPAIR PROGRAMS .....	8
MANUFACTURED HOUSING AND BUILDING .....	9-10
MORTGAGE ASSISTANCE .....	11
HOMELESS ASSISTANCE PROGRAMS .....	12
COMMUNITY DEVELOPMENT ACTIVITIES .....	13
OTHER HOUSING ACTIVITIES .....	14
COMMITMENT CHARTS .....	15-22

# 2023



**Joan Serviss**  
Cabinet Executive Officer

On behalf of the Arizona Department of Housing (ADOH), I am pleased to present our FY 2023 Annual Report. The following is a summary of ADOH's management activities, funding commitments, and success stories for fiscal year ending June 30, 2023.

Since being appointed Cabinet Executive Officer by Governor Hobbs in January 2023, I've been working with the ADOH team to fulfill her mission of building an Arizona for everyone. Our focus has been on funding programs that keep vulnerable Arizonans stably housed, move shovel-ready affordable housing projects forward, and create quick-occupancy housing solutions. In my few months as head of the agency, our culture of collaboration with stakeholders has helped net the state several noteworthy housing accomplishments.

Highlights of FY 2023 operations include:

- ▶ Celebrated Arizona's first State Low Income Housing Tax Credit project with the groundbreaking for Centerline in Glendale (368 units).
- ▶ Awarded \$47.5 million from the Department of Energy (DOE) for its Weatherization Assistance program and hosted DOE Secretary Jennifer Granholm as the first state to receive plan approval.
- ▶ Agency bill HB 2381 passed with an emergency retroactive clause providing displaced mobile homeowners higher payouts to relocate or abandon their home if a mobile home park closes.
- ▶ Received a historic level of nearly \$217 million in state investments towards addressing our affordable housing and homelessness crisis proposed by the Governor and approved in a bipartisan budget by the Legislature.
- ▶ Fully allocated \$20 million in FY 2023 for the newly established Homeless Shelter and Service Fund to help meet the urgent need for our unsheltered population across the state.
- ▶ Issued a first-of-its-kind forward allocation of 2024 tax credits to add over \$20 million to the 2023 funding and create 1,117 new units statewide.
- ▶ Awarded 16 new 9% LIHTC projects overall and achieved record breaking participation from rural Arizona resulting in 8 of the 16 awards going to rural communities.
- ▶ Continued administration of Homeowner Assistance Fund for homeowners with past-due mortgages and home-related bills. In FY 2023, we assisted 9,229 homeowners, paid out nearly \$116 million in assistance, and prevented 7,645 foreclosures.
- ▶ Co-hosted the inaugural meeting of the Governor's Interagency and Community Council on Homelessness and Housing.

We are also proud to report the allocation of all \$60 million appropriated by the Legislature into the State Housing Trust Fund to worthy projects designed to reduce housing instability.

In conclusion, the FY 2023 funding and activities shared throughout this report demonstrate our continued commitment to fund quality affordable housing and community revitalization to benefit all Arizonans.

Joan Serviss

During Fiscal Year 2023, the Arizona Department of Housing provided more than \$1.27 billion in State and Federal assistance impacting 120,578 Arizonans. Since the Department was established in 2002, it has invested \$9.23 billion, impacting the lives of more than 3 million Arizonans.

This year, ADOH continued its mission of making long-term investments in housing projects and programs, creating community development improvements in rural Arizona, investing in programs for populations with special housing needs, and regulating Arizona's manufactured housing and building industry. Changes in

market conditions and resource availability frequently require the Department to reconsider some of its activities, as well as develop and deploy new forms of assistance.

ADOH is only able to meet its mission through its invaluable relationships with community partners, local governments, housing developers, non-profit organizations, local and tribal housing authorities, and others who are instrumental in the deployment and delivery of many of the Department's resources.

### Fiscal Year 2023

#### Arizona Department of Housing By The Numbers



**\$1.27**

Billion in state and federal assistance committed



**16,793**

Households received assistance



Financing was provided to develop  
**4,316**  
units of affordable rental housing



**120,578**  
Arizonans benefited from department resources



Hill Street School



Centerline on Glendale



Viewpoint II



Impact Valencia

In FY 2023, ADOH's Rental Development Program continued its success in increasing production of rental housing. ADOH committed more than \$935 million for the development or re-development of 4,316 rental units that will have below market rents suitable for lower income Arizonans. More than \$361 million was awarded to 16 projects through the competitive 9% Low-Income Housing Tax Credit (LIHTC) round for the development of 1,117 units. In addition, \$504 million was awarded through the non-competitive 4% LIHTC open application round, \$18 million was awarded through Arizona's State Tax Credit (STC) round, and \$52 million was awarded through the GAP Financing NOFA.

FY 2023 saw the second year of the first-ever two-year Qualified Allocation Plan (QAP) that ADOH rewrote in FY 2022 after obtaining extensive feedback through many focus groups and public hearings. Through the re-engineered QAP, the department achieved a substantial increase in 4% LIHTC applications in FY 2023.

To encourage statewide distribution of the State Tax Credit (STC) program, ADOH evenly divided its STCs between rural and metro areas. The metro STCs were paired with 4% LIHTC projects and the rural STCs were paired with 9% LIHTC projects. ADOH held two STC rounds, awarding STCs to two 9% projects in the 2023 QAP 9% LIHTC round for the creation of 120 units. The pairing of rural STCs with 9%

LIHTC provided much-needed gap financing for rural 9% projects and has increased the rural interest in our 9% LIHTC program by 80%.

Projects will be built statewide, with 17 in Maricopa County, 6 in Pima County (with one located within the Pascua Yaqui community), 4 in Yavapai County (with one located within the Yavapai Apache community), 2 in Yuma County, 2 in Pinal County, and 1 project each in Mohave and Gila Counties. ADOH continues to serve more rural counties under the new 2-year QAP than ever before and the increased participation was the result several improvements including STC pairing with 9% rural projects, QAP set aside requirements, QAP preservation set-aside, and ADOH rural gap financing.

ADOH released a Gap Financing NOFA on July 27th, 2022 for new 4% LIHTC applications, projects converting from a 9% to 4% LIHTC application, 9% LIHTC projects seeking gap after non-award of STCs, 2021 9% LIHTC reservations seeking gap that had not completed equity close, and non-LIHTC projects.

As in past years, requests for financial assistance for rental development projects far exceeded available resources. Requests for financing were more than twice the amount awarded.



Fort Whipple




Salt River Flats



Apache Pine



**\$137 Million**  
committed to acquire  
and renovate  
**877 Existing Units**



**\$798 Million**  
committed to construct  
**3,439 New Units**



**\$935 Million**  
for the development  
or re-development of  
**4,316 Rental Units**



During Fiscal Year 2023, ADOH administered more than \$72 million in both State and Federal funds to provide rental assistance to help more than 8,400 low-income Arizonans cover the cost of their rental unit every month, providing crucial aid to renters who otherwise would not have enough money to pay for their housing.

The typical renter that is assisted through state-operated rental subsidy programs has a total annual income of \$18,200 or less. With income that low, these individuals and households do not have enough money to pay for their housing costs and other costs of living. Under rental subsidy programs, renters typically are required to pay no more than 30 percent of their income for their contribution toward their rent and the

housing program pays the remaining amount. These rental subsidies provide extremely low-income individuals and families the opportunity to afford safe housing and allows them to utilize their remaining income for other basic living needs such as food, medical expenses, utilities, and clothing.

Fiscal Year 2023

**\$72,256,242**

in rental subsidy payments were used to aid  
**8,420** extremely low-income Arizonans

**City of San Luis  
Home Rehab Project (Before)**



**City of San Luis  
Home Rehab Project (After)**



Utilizing several funding resources, including federal programs such as Community Development Block Grants (CDBG), HOME Investment Partnership Program (HOME), the Weatherization Assistance Program (WAP), Low Income Home Energy Assistance Program (LIHEAP), and private utility company grant funds from Arizona Public Service (APS), Salt River Project (SRP), and Southwest Gas Corporation (SWG), ADOH was able to renovate or repair 810 owner-occupied homes around the state in FY 2023.

Each project provided low-income homeowners with much needed repairs and energy savings to extend the useful life of substandard and deteriorating housing stock. These programs also helped prevent the displacement of low-income households who may have struggled to keep their home in livable condition.

Also in FY 2023, the Department of Energy awarded ADOH \$47.5 million in Weatherization Assistance Program (WAP) Funding through the Bipartisan Infrastructure Law and Arizona was the first state nationally to receive plan approval. This funding will allow ADOH to assist approximately 3,400 additional low-income residents with energy-efficiency retrofit improvements over the next 5 years.

Without programs such as these, many of Arizona's very low-income homeowners (the majority of whom are senior citizens and many of whom live in rural areas) would have continued to live in severely substandard housing due to the homeowner's lack of resources to pay for their aging home's repairs. Assistance was provided as grants or deferred forgivable loans with repayment only required if the home is sold during the term of the loan.

---

**MORE THAN \$58 MILLION**  
in federal and private funding for  
rehabilitation assistance





In FY 2023, ADOH funded the design and construction of the SparkBox; an innovative, solar-powered, quick-occupancy housing solution using repurposed shipping containers

In FY 2023, the Manufactured Housing and Building Division regulated and supported all segments of the manufactured housing and building industry. Segments included construction of manufactured homes and factory-built buildings (modular) and the sale and installation of manufactured homes, mobile homes, and residential and commercial modular buildings. Manufacturing, dealer, salesperson, and installer licenses were issued to 1,128 entities throughout the fiscal year.

Due to a rise in mobile home park closures, and a lack of affordable housing options for homeowners impacted by these closures, the Department was instrumental in legislative changes that significantly increased the relocation and abandonment disbursements for homeowners eligible for assistance from the Relocation Fund. In FY 2023, Agency Bill HB2381 was enacted via an emergency clause that resulted in the increase of abandonment disbursements from \$1,875 to \$5,000 for a single section home and from \$3,125 to \$8,000 for a multi section home. In addition, relocation

disbursements were increased from \$7,500 to \$12,500 for a single section home and from \$12,500 to \$20,000 for a multi section home.

Numerous training sessions and partner meetings were conducted throughout the year to promote best practices and ensure consistency within the industry. The Department also contracted with local jurisdictions through Inspection Service Agreements (ISA) to allow those qualified jurisdictions to conduct their own local inspections and permitting within their cities, towns, and counties. Currently, ADOH partners with and monitors 59 local jurisdictions that conduct their own installation inspections and permit issuance.

ADOH is under contract with the U.S. Department of Housing and Urban Development (HUD) to be the sole designated authority to monitor the construction of manufactured homes, inspect and verify the installation of manufactured homes, and to act on behalf of HUD for dispute resolution for complaints received from consumers of new manufactured homes.



TYPE	License Class	FY22	FY23	Y-over-Y
Plan Reviews	N/A	764	690	<9.7>%
Permits Issued	N/A	1890	2146	13.5%
New and Renewed Licenses	Manufacturer	98	120	22%
New and Renewed Licenses	Dealer	296	323	9%
New and Renewed Licenses	Installer	119	135	14%
New and Renewed Licenses	Salesperson	533	550	3.2%
Inspections Performed	Manufacturer	6587	6688	1.5%
Inspections Performed	Installation	5103	5795	13.6%

Manufactured Home Production	FY23
July	191
August	272
September	237
October	244
November	218
December	201

Manufactured Home Production	FY23
January	227
February	240
March	274
April	194
May	225
June	206

<b>TOTAL</b>	<b>2,729</b>
--------------	--------------



In FY 2023, ADOH continued administration of one of the most important mortgage assistance programs in the history of the Department called the **Homeowner Assistance Fund (HAF)**. The goal of this program is to keep struggling homeowners in their homes.

HAF is a statewide, federally-funded, foreclosure-prevention program that provides assistance for Arizona homeowners experiencing financial hardship due to COVID-19 after January 21, 2020. ADOH received \$197 million in funding for HAF from the U.S. Treasury as part of the American Rescue Plan Act.

The assistance is intended to prevent foreclosure and help with past-due mortgage payments, utility bills and internet services, property taxes, insurance, HOA fees, and

more. Payments are made directly to the service provider on behalf of eligible homeowners. The program utilizes an online application system making it easy for homeowners to apply and electronic payments to service providers.

Homeowners must have income equal to or less than 150% of area median income and be applying for assistance for their primary residence in the State of Arizona. ADOH pays up to \$40,000 per eligible household. All homeowners need do is apply and show the need, and ADOH makes payments directly to servicers.

During FY 2023, the Homeowner Assistance Fund program prevented 7,645 foreclosures and \$115.9 million in assistance was paid to service providers on behalf of eligible homeowners. ADOH received 9,229 HAF applications and those were reviewed for pre-eligibility in less than five days.

## Homeowner Assistance Fund (HAF)

7,645

Number of foreclosures  
HAF prevented

9,229

Number of HAF  
applications received

\$115.9  
MILLION

Assistance paid for  
homeowners through HAF

< 5 DAYS

Time for HAF application  
eligibility review



In FY 2023, ADOH funded several acquisitions and conversions of rural Arizona hotels into new transitional housing

In FY 2023, ADOH continued its commitment to address homelessness by providing funding through a number of resources. From our Special Needs Division, ADOH provided \$1,834,360 in **Rapid Re-Housing Assistance** to assist people experiencing homelessness to transition into permanent housing by providing rental security deposits and monthly rental subsidies, to help re-establish formerly homeless individuals and families in a rental unit. Overall, more than 1,200 individuals received crucial assistance to help them move from shelters or off the streets and into a home or to maintain their home after experiencing homelessness. The Special Needs Division also provided Balance of State Continuum of Care assistance (see following) and other special projects.

**1,247: Number of homeless individuals/households who received Special Needs Assistance to re-establish themselves in or maintain a home**

**\$34.4 MILLION: Total Special Needs Division administered investment to address homelessness**

## Increased Capacity of Local Homeless Systems

ADOH administers the Arizona Balance of State Continuum of Care (AZBOSCO) which coordinates homeless services in 13 counties (not Maricopa and Pima counties). ADOH invested nearly \$1.6 million to strengthen 13 Local Coalitions to address homelessness that coordinate more than 300 stakeholders on behalf of the AZBOSCO. These funds added 16 new full-time staff to provide outreach, improve access, manage coordinated entry and housing navigation, and deliver other support to address homelessness in the 13 counties. Funds also provided assistance replacing homeless persons' legal identification and helped establish a BOS-wide online learning platform for providers. ADOH's investment was in addition to nearly \$5 million in federal HUD funding.

## New Homeless Shelter and Services Fund

The Arizona State Legislature created the new \$60 million Homeless Shelter and Services Fund (HSS) for FY 2024 but required ADOH to award approximately one-third in FY 2023. Accordingly, in June 2023, ADOH allocated nearly \$20 million from the HSS Fund to eight (8) local jurisdictions to provide new homeless facilities and programs to areas of the state impacted by homelessness.

# Community Development Activities

ADOH made commitments totaling more than \$10.7 million to community development projects addressing a wide variety of community needs across Arizona in Fiscal Year 2023.

Projects funded through the federal Community Development Block Grant (CDBG) program administered by ADOH, touched the lives of 81,102 Arizonans living in rural areas of the state, included infrastructure improvements such as roads and sidewalks, streetlights, water and wastewater projects, park and community space improvements, and other CDBG eligible activities.

Additionally, ADOH made commitments totaling more than \$27 million to STATE FISCAL RECOVERY FUND projects addressing the needs of 185 rural Arizonans experiencing homelessness. These projects included the conversion of hotel units to non-congregate transitional housing.

Fiscal Year 2023

81,287

Individuals throughout rural Arizona reached through community development project commitments

# FISCAL YEAR 2023 ANNUAL REPORT


## Apache County—Mellon Community Center



## Town Of Thatcher—Sidewalk Improvement



## City Of Nogales—Street Improvement



## Yuma County—Park Improvement





### Arizona Housing Forum

In August 2022, the Department partnered with the Arizona Housing Coalition to hold its annual Housing Forum at the Scott Resort & Spa in Scottsdale and hosted hundreds of housing professionals. The Forum provides a platform for affordable housing and community development professionals to learn, network and connect in sharing ideas and finding solutions to our state's housing needs. Former Arizona Diamondbacks World Series hero and Major League Baseball star Luis Gonzalez was keynote speaker.






















### State Allocates 2024 Affordable Housing Tax Credits in 2023

The Department allocated more than \$22 million of 2024 federal 9% Low Income Housing Tax Credits in FY 2023. ADOH took this extraordinary measure to quickly stimulate affordable housing development to help meet our state's current housing shortage. This was the first time in state history that Arizona put 100% of the following year's tax credits to work in the current year to fund development.

### Governor Makes Historic Investment in Housing

In May 2023, Governor Katie Hobbs signed a bipartisan budget that included a historic investment in housing to be administered by the department. Of the more than \$200 million investment, \$150 million was placed in the State Housing Trust Fund and \$60 million was placed in the newly-created Homeless Shelter and Services (HSS) Fund. As required in the budget, ADOH allocated nearly one-third of this new HSS Fund in FY 2023 to meet urgent needs of those experiencing homelessness in Arizona. The majority of this investment is for allocation in FY 2024.

# Housing Dollar Commitments by Activity

	 State	 Federal	 Private	 CDBG	 WAP	 WAP BIL	 LIHEAP	 Utility Company Grants	 Recovery Housing Program (RHP)	 "HOME (including CHDO)"	 HOME PI	 HOME ARP	 Homeless Services Grant	 Housing Stability Counseling Program (HSCP)	 Homeless Shelter and Services Fund (HSSF)	 State HTF	 Federal HTF	 LIHTC 9%	 LIHTC 4%
<b>Multi Family</b>	\$-	\$-	\$-	\$-	\$-	\$-	\$-	\$-	\$-	\$8,395,000	\$1,532,155	\$8,520,000	\$-	\$-	\$-	\$46,048,828	\$13,000,000	\$344,236,980	\$504,935,420
New Construction	\$-	\$-	\$-	\$-	\$-	\$-	\$-	\$-	\$-	\$8,395,000	\$1,532,155	\$8,520,000	\$-	\$-	\$-	\$40,652,468	\$13,000,000	\$269,618,760	\$441,987,580
Acquisition-Rehab	\$-	\$-	\$-	\$-	\$-	\$-	\$-	\$-	\$-	\$-	\$-	\$-	\$-	\$-	\$-	\$3,562,000	\$-	\$74,618,220	\$62,947,840
Rental Assistance	\$-	\$-	\$-	\$-	\$-	\$-	\$-	\$-	\$-	\$-	\$-	\$-	\$-	\$-	\$-	\$1,834,360	\$-	\$-	\$-
<b>Single Family</b>	\$2,757,282	\$1,909,513	\$38,024,003	\$10,422,380	\$3,430,028	\$-	\$3,600,000	\$-	\$-	\$-	\$-	\$-	\$-	\$262,071	\$-	\$2,360,000	\$-	\$17,500,000	\$-
New Development	\$-	\$-	\$-	\$-	\$-	\$-	\$-	\$-	\$-	\$-	\$-	\$-	\$-	\$-	\$-	\$-	\$-	\$17,500,000	\$-
Homeowner Rehab	\$2,757,282	\$-	\$-	\$-	\$-	\$-	\$3,600,000	\$-	\$-	\$-	\$-	\$-	\$-	\$-	\$-	\$2,360,000	\$-	\$-	\$-
Homebuyer Assistance	\$-	\$-	\$-	\$-	\$-	\$-	\$-	\$-	\$-	\$-	\$-	\$-	\$-	\$-	\$-	\$-	\$-	\$-	\$-
Weatherization Assistance	\$-	\$1,909,513	\$38,024,003	\$10,422,380	\$3,430,028	\$-	\$-	\$-	\$-	\$-	\$-	\$-	\$-	\$-	\$-	\$-	\$-	\$-	\$-
Foreclosure Prevention	\$-	\$-	\$-	\$-	\$-	\$-	\$-	\$-	\$-	\$-	\$-	\$-	\$-	\$-	\$-	\$-	\$-	\$-	\$-
Foreclosure Counseling	\$-	\$-	\$-	\$-	\$-	\$-	\$-	\$-	\$-	\$-	\$-	\$-	\$-	\$262,071	\$-	\$-	\$-	\$-	\$-
<b>Emergency and Transitional</b>	\$-	\$-	\$-	\$-	\$-	\$-	\$-	\$-	\$1,494,272	\$-	\$-	\$-	\$-	\$-	\$19,928,126	\$8,681,975	\$-	\$-	\$-
Eviction Prevention	\$-	\$-	\$-	\$-	\$-	\$-	\$-	\$-	\$-	\$-	\$-	\$-	\$-	\$-	\$-	\$-	\$-	\$-	\$-
Development of Transitional	\$-	\$-	\$-	\$-	\$-	\$-	\$-	\$-	\$1,318,253	\$-	\$-	\$-	\$-	\$-	\$-	\$637,336	\$-	\$-	\$-
Dev/Rehab of Shelters	\$-	\$-	\$-	\$-	\$-	\$-	\$-	\$-	\$-	\$-	\$-	\$-	\$-	\$-	\$1,770,612	\$5,726,380	\$-	\$-	\$-
Operating and Services	\$-	\$-	\$-	\$-	\$-	\$-	\$-	\$-	\$176,019	\$-	\$-	\$-	\$-	\$-	\$18,157,514	\$2,318,259	\$-	\$-	\$-
<b>Other</b>	\$7,924,104	\$-	\$-	\$-	\$-	\$-	\$-	\$-	\$-	\$-	\$-	\$-	\$9,277,703	\$-	\$-	\$2,909,197	\$-	\$-	\$-
Miscellaneous activities	\$-	\$-	\$-	\$-	\$-	\$-	\$-	\$-	\$-	\$-	\$-	\$-	\$9,277,703	\$-	\$-	\$2,909,197	\$-	\$-	\$-
Other Eligible Non Housing CDBG Project	\$7,924,104	\$-	\$-	\$-	\$-	\$-	\$-	\$-	\$-	\$-	\$-	\$-	\$-	\$-	\$-	\$-	\$-	\$-	\$-
<b>Total</b>	<b>\$10,681,386</b>	<b>\$1,909,513</b>	<b>\$38,024,003</b>	<b>\$10,422,380</b>	<b>\$3,430,028</b>	<b>\$1,494,272</b>	<b>\$11,995,000</b>	<b>\$1,532,155</b>	<b>\$8,520,000</b>	<b>\$9,277,703</b>	<b>\$262,071</b>	<b>\$19,928,126</b>	<b>\$60,000,000</b>	<b>\$13,000,000</b>	<b>\$361,736,980</b>	<b>\$504,935,420</b>			

# Housing Dollar Commitments by Activity

# FISCAL YEAR 2023 ANNUAL REPORT



	State Tax Credit	State Fiscal Recovery Fund (SFRF)	Section 8 Housing Choice Vouchers	Project-Based Section 8	HOPWA	HAF	Continuum of Care	ADOH Total
--	------------------	-----------------------------------	-----------------------------------	-------------------------	-------	-----	-------------------	------------

<b>Multi Family</b>	<b>\$18,750,000</b>	<b>\$1,200,000</b>	<b>\$1,230,806</b>	<b>\$71,025,436</b>	<b>\$378,474</b>	<b>\$-</b>	<b>\$3,956,077</b>	<b>\$1,023,209,176</b>
New Construction	\$18,750,000	\$1,200,000	\$-	\$-	\$-	\$-	\$-	<b>\$803,655,963</b>
Acquisition-Rehab	\$-	\$-	\$-	\$-	\$-	\$-	\$-	<b>\$141,128,060</b>
Rental Assistance	\$-	\$-	\$1,230,806	\$71,025,436	\$378,474	\$-	\$3,956,077	<b>\$78,425,153</b>
<b>Single Family</b>	<b>\$-</b>	<b>\$-</b>	<b>\$-</b>	<b>\$-</b>	<b>\$-</b>	<b>\$115,953,079</b>	<b>\$-</b>	<b>\$196,218,356</b>
New Development	\$-	\$-	\$-	\$-	\$-	\$-	\$-	<b>\$17,500,000</b>
Homeowner Rehab	\$-	\$-	\$-	\$-	\$-	\$-	\$-	<b>\$8,717,282</b>
Homebuyer Assistance	\$-	\$-	\$-	\$-	\$-	\$-	\$-	<b>\$-</b>
Weatherization Assistance	\$-	\$-	\$-	\$-	\$-	\$-	\$-	<b>\$53,785,924</b>
Foreclosure Prevention	\$-	\$-	\$-	\$-	\$-	\$115,953,079	\$-	<b>\$115,953,079</b>
Foreclosure Counseling	\$-	\$-	\$-	\$-	\$-	\$-	\$-	<b>\$262,071</b>
<b>Emergency and Transitional</b>	<b>\$-</b>	<b>\$-</b>	<b>\$-</b>	<b>\$-</b>	<b>\$170,286</b>	<b>\$-</b>	<b>\$683,743</b>	<b>\$30,958,402</b>
Eviction Prevention	\$-	\$-	\$-	\$-	\$-	\$-	\$-	<b>\$-</b>
Development of Transitional	\$-	\$-	\$-	\$-	\$-	\$-	\$-	<b>\$1,955,589</b>
Dev/Rehab of Shelters	\$-	\$-	\$-	\$-	\$-	\$-	\$-	<b>\$7,496,992</b>
Operating and Services	\$-	\$-	\$-	\$-	\$170,286	\$-	\$683,743	<b>\$21,505,821</b>
<b>Other</b>	<b>\$-</b>	<b>\$-</b>	<b>\$-</b>	<b>\$-</b>	<b>\$-</b>	<b>\$-</b>	<b>\$523,849</b>	<b>\$20,634,853</b>
Miscellaneous activities	\$-	\$-	\$-	\$-	\$-	\$-	\$523,849	<b>\$12,710,749</b>
Other Eligible Non Housing CDBG Project	\$-	\$-	\$-	\$-	\$-	\$-	\$-	<b>\$7,924,104</b>
<b>Total</b>	<b>\$18,750,000</b>	<b>\$1,200,000</b>	<b>\$1,230,806</b>	<b>\$71,025,436</b>	<b>\$548,760</b>	<b>\$115,953,079</b>	<b>\$5,163,669</b>	<b>\$1,271,020,787</b>



 State	 Federal	 Private	 CDBG	 WAP	 WAP BIL	 LIHEAP	 Utility Company Grants	 Recovery Housing Program (RHP)	 "HOME (including CHDO)"	 HOME PI	 HOME ARP	 Homeless Services Grant	 Housing Stability Counseling Program (HSCP)	 Homeless Shelter and Services Fund (HSSF)	 State HTF	 Federal HTF	 LIHTC 9%	 LIHTC 4%
--	---	---	--	---	---	--	---	--	---	---	--	---	---	---	---	---	--	--

	CDBG	WAP	WAP BIL	LIHEAP	Utility Company Grants	Recovery Housing Program (RHP)	"HOME (including CHDO)"	HOME PI	HOME ARP	Homeless Services Grant	Housing Stability Counseling Program (HSCP)	Homeless Shelter and Services Fund (HSSF)	State HTF	Federal HTF	LIHTC 9%	LIHTC 4%
<b>Multi Family</b>							760	28	218				1,592	849	1,089	3,199
New Construction							760	28	218				1,325	849	818	2,593
Acquisition-Rehab													110		271	606
Rental Assistance													157			
<b>Single Family</b>	56	148	3,482	944	406		55				256				28	
New Development															28	
Homeowner Rehab	56						55									
Homebuyer Assistance																
Weatherization Assistance		148	3,482	944	406											
Foreclosure Prevention																
Foreclosure Counseling											256					
<b>Emergency and Transitional</b>						12						5,415	403			
Eviction Prevention																
Development of Transitional						12										
Dev/Rehab of Shelters												147				
Operating and Services												5,268	403			
<b>Other</b>	81,046									2,248						
Miscellaneous activities										2,248						
Other Eligible Non Housing CDBG Project	81,046															
<b>Total</b>	<b>81,102</b>	<b>148</b>	<b>3,482</b>	<b>944</b>	<b>406</b>	<b>12</b>	<b>815</b>	<b>28</b>	<b>218</b>	<b>2,248</b>	<b>256</b>	<b>5,415</b>	<b>1,995</b>	<b>849</b>	<b>1,117</b>	<b>3,199</b>

\*Households assisted with funding provided with GAP financing are counted in LIHTC figures

# Households Assisted

# FISCAL YEAR 2023 ANNUAL REPORT



	State Tax Credit	State Fiscal Recovery Fund (SFRF)	Section 8 Housing Choice Vouchers	Project-Based Section 8	HOPWA	HAF	Continuum of Care	ADOH Total
--	------------------	-----------------------------------	-----------------------------------	-------------------------	-------	-----	-------------------	------------

<b>Multi Family</b>	120	126	244	8,138	40		390	16,793
New Construction	120	126						6,837
Acquisition-Rehab								987
Rental Assistance			244	8,138	40		390	8,969
<b>Single Family</b>						9,229		14,604
New Development								28
Homeowner Rehab								111
Homebuyer Assistance								0
Weatherization Assistance								4,980
Foreclosure Prevention						9,229		9,229
Foreclosure Counseling								256
<b>Emergency and Transitional</b>					39		18	5,887
Eviction Prevention								
Development of Transitional							18	30
Dev/Rehab of Shelters								147
Operating and Services					39			5,710
<b>Other</b>								83,294
Miscellaneous activities								2,248
Other Eligible Non Housing CDBG Project								81,046
<b>Total</b>	120	126	244	8,138	79	9,229	408	120,578

# Geographic Distribution Funding Commitments by County











# FISCAL YEAR 2023 ANNUAL REPORT

 State	 Federal	 Private	 CDBG	 WAP	 WAP BIL	 LIHEAP	 Utility Company Grants	 Recovery Housing Program (RHP)	 "HOME (including CHDO)"	 HOME PI	 HOME ARP	 Homeless Services Grant	 Housing Stability Counseling Program (HSCP)	 Homeless Shelter and Services Fund (HSSF)	 State HTF	 Federal HTF	 LIHTC 9%	 LIHTC 4%
--	---	---	--	---	---	--	---	--	---	---	--	---	---	---	---	---	--	--

<b>Apache</b>	\$219,855	\$-	\$-	\$-	\$-	\$-	\$-	\$-	\$-	\$-	\$-	\$-	\$-	\$-	\$4,686	\$-	\$-	\$-
<b>Cochise</b>	\$749,139	\$-	\$-	\$-	\$-	\$-	\$-	\$-	\$-	\$-	\$-	\$52,250	\$-	\$-	\$292,897	\$-	\$-	\$-
<b>Coconino</b>	\$352,872	\$-	\$-	\$-	\$-	\$-	\$-	\$-	\$1,532,155	\$-	\$-	\$30,000	\$-	\$973,047	\$4,150,000	\$-	\$-	\$-
<b>Gila</b>	\$458,711	\$-	\$-	\$-	\$-	\$-	\$-	\$400,000	\$-	\$-	\$-	\$-	\$-	\$-	\$481,078	\$-	\$17,500,000	\$-
<b>Graham</b>	\$281,440	\$-	\$-	\$-	\$-	\$-	\$-	\$-	\$-	\$-	\$-	\$-	\$-	\$-	\$-	\$-	\$-	\$-
<b>Greenlee</b>	\$100,000	\$-	\$-	\$-	\$-	\$-	\$-	\$-	\$-	\$-	\$-	\$-	\$-	\$-	\$-	\$-	\$-	\$-
<b>La Paz</b>	\$229,941	\$-	\$-	\$-	\$-	\$-	\$-	\$-	\$-	\$-	\$-	\$-	\$-	\$-	\$127,000	\$-	\$-	\$-
<b>Maricopa</b>	\$-	\$-	\$-	\$-	\$-	\$-	\$-	\$6,895,000	\$-	\$5,820,000	\$7,195,453	\$-	\$16,169,349	\$33,577,705	\$6,000,000	\$98,975,600	\$380,633,310	
<b>Mohave</b>	\$2,481,354	\$-	\$-	\$-	\$-	\$-	\$-	\$800,000	\$-	\$-	\$-	\$-	\$-	\$-	\$244,222	\$-	\$24,961,380	\$-
<b>Navajo</b>	\$521,700	\$-	\$-	\$-	\$-	\$-	\$1,494,272	\$-	\$-	\$-	\$-	\$-	\$-	\$-	\$5,011	\$-	\$-	\$-
<b>Pima</b>	\$-	\$-	\$-	\$-	\$-	\$-	\$-	\$-	\$-	\$2,700,000	\$2,000,000	\$-	\$2,732,559	\$5,000,000	\$2,000,000	\$100,000,000	\$50,272,900	
<b>Pinal</b>	\$262,120	\$-	\$-	\$-	\$-	\$-	\$-	\$1,200,000	\$-	\$-	\$-	\$-	\$-	\$-	\$7,790,159	\$5,000,000	\$-	\$74,029,210
<b>Santa Cruz</b>	\$1,142,638	\$-	\$-	\$-	\$-	\$-	\$-	\$-	\$-	\$-	\$-	\$-	\$-	\$53,171	\$-	\$-	\$-	\$-
<b>Yavapai</b>	\$1,315,420	\$-	\$-	\$-	\$-	\$-	\$-	\$1,900,000	\$-	\$-	\$-	\$-	\$-	\$-	\$1,473,522	\$-	\$70,300,000	\$-
<b>Yuma</b>	\$2,566,196	\$-	\$-	\$-	\$-	\$-	\$-	\$400,000	\$-	\$-	\$-	\$-	\$-	\$-	\$1,066,935	\$-	\$50,000,000	\$-
Statewide (no breakdown)	\$-	\$1,909,513	\$38,024,003	\$10,422,380	\$3,430,028	\$-	\$-	\$-	\$-	\$-	\$-	\$262,071	\$-	\$509,658	\$-	\$-	\$-	\$-
Rural (no breakdown)	\$-	\$-	\$-	\$-	\$-	\$-	\$400,000	\$-	\$-	\$-	\$-	\$-	\$-	\$5,277,126	\$-	\$-	\$-	\$-
<b>Grand Total</b>	<b>\$10,681,386</b>	<b>\$1,909,513</b>	<b>\$38,024,003</b>	<b>\$10,422,380</b>	<b>\$3,430,028</b>	<b>\$1,494,272</b>	<b>\$11,995,000</b>	<b>\$1,532,155</b>	<b>\$8,520,000</b>	<b>\$9,277,703</b>	<b>\$262,071</b>	<b>\$19,928,126</b>	<b>\$60,000,000</b>	<b>\$13,000,000</b>	<b>\$361,736,980</b>	<b>\$504,935,420</b>		
Statewide	\$-	\$1,909,513	\$38,024,003	\$10,422,380	\$3,430,028	\$-	\$-	\$-	\$-	\$-	\$262,071	\$-	\$509,658	\$-	\$-	\$-		
Rural	\$10,681,386	\$-	\$-	\$-	\$-	\$1,494,272	\$5,100,000	\$1,532,155	\$-	\$82,250	\$-	\$1,026,218	\$20,912,637	\$5,000,000	\$162,761,380	\$74,029,210		
Urban	\$-	\$-	\$-	\$-	\$-	\$-	\$6,895,000	\$-	\$8,520,000	\$9,195,453	\$-	\$18,901,908	\$38,577,705	\$8,000,000	\$198,975,600	\$430,906,210		

# Geographic Distribution Funding Commitments by County













# FISCAL YEAR 2023 ANNUAL REPORT

	 State	 Federal	 Private	 State FTax Credit	 State Fiscal Recovery Fund (SFRF)	 Section 8 Housing Choice Vouchers	 Project-Based Section 8	 HOPWA	 HAF	 Continuum of Care	ADOH Total
--	--	---	---	---	---	---	---	---	---	---	------------

<b>Apache</b>	\$-	\$-	\$-	\$-	\$-	\$-	\$-	\$-	\$-	\$264,323	<b>\$488,864</b>
<b>Cochise</b>	\$-	\$-	\$-	\$-	\$-	\$-	\$-	\$-	\$-	\$558,813	<b>\$1,653,099</b>
<b>Coconino</b>	\$-	\$-	\$-	\$-	\$-	\$-	\$-	\$-	\$-	\$1,423,164	<b>\$8,461,238</b>
<b>Gila</b>	\$8,750,000	\$-	\$-	\$-	\$-	\$-	\$-	\$-	\$-	\$52,884	<b>\$27,642,673</b>
<b>Graham</b>	\$-	\$-	\$-	\$-	\$-	\$-	\$-	\$-	\$-	\$122,114	<b>\$403,554</b>
<b>Greenlee</b>	\$-	\$-	\$-	\$-	\$-	\$-	\$-	\$-	\$-	\$122,114	<b>\$222,114</b>
<b>La Paz</b>	\$-	\$-	\$-	\$-	\$-	\$-	\$-	\$-	\$-	\$53,250	<b>\$410,191</b>
<b>Maricopa</b>	\$-	\$1,200,000	\$-	\$-	\$-	\$-	\$-	\$-	\$-	\$-	<b>\$556,466,417</b>
<b>Mohave</b>	\$-	\$-	\$-	\$-	\$-	\$-	\$-	\$-	\$-	\$428,145	<b>\$28,915,101</b>
<b>Navajo</b>	\$-	\$-	\$-	\$-	\$-	\$-	\$-	\$-	\$-	\$264,322	<b>\$2,285,305</b>
<b>Pima</b>	\$-	\$-	\$-	\$-	\$-	\$-	\$-	\$-	\$-	\$-	<b>\$164,705,459</b>
<b>Pinal</b>	\$-	\$-	\$-	\$-	\$-	\$-	\$-	\$-	\$-	\$102,833	<b>\$88,384,322</b>
<b>Santa Cruz</b>	\$-	\$-	\$-	\$-	\$-	\$-	\$-	\$-	\$-	\$122,114	<b>\$1,317,923</b>
<b>Yavapai</b>	\$10,000,000	\$-	\$-	\$-	\$-	\$1,230,806	\$-	\$-	\$-	\$332,924	<b>\$86,552,672</b>
<b>Yuma</b>	\$-	\$-	\$-	\$-	\$-	\$-	\$-	\$-	\$-	\$807,000	<b>\$54,840,131</b>
Statewide (no breakdown)	\$-	\$-	\$-	\$-	\$-	\$-	\$71,025,436	\$-	\$115,953,079	\$-	<b>\$241,536,167</b>
Rural (no breakdown)	\$-	\$-	\$-	\$-	\$-	\$-	\$-	\$548,760	\$-	\$509,669	<b>\$6,735,555</b>
<b>Grand Total</b>	<b>\$18,750,000</b>	<b>\$1,200,000</b>	<b>\$-</b>	<b>\$-</b>	<b>\$-</b>	<b>\$1,230,806</b>	<b>\$71,025,436</b>	<b>\$548,760</b>	<b>\$115,953,079</b>	<b>\$5,163,669</b>	<b>\$1,271,020,787</b>
Statewide	\$-	\$-	\$-	\$-	\$-	\$-	\$71,025,436	\$-	\$115,953,079	\$-	<b>\$241,536,167</b>
Rural	\$18,750,000	\$-	\$-	\$-	\$-	\$1,230,806	\$-	\$548,760	\$-	\$5,163,669	<b>\$308,312,743</b>
Urban	\$-	\$1,200,000	\$-	\$-	\$-	\$-	\$-	\$-	\$-	\$-	<b>\$721,171,876</b>

# Geographic Distribution Households Assisted

# FISCAL YEAR 2023 ANNUAL REPORT











	 State	 Federal	 Private	 CDBG	 WAP	 WAP BIL	 LIHEAP	 Utility Company Grants	 Recovery Housing Program (RHP)	 "HOME (including CHDO)"	 HOME PI	 HOME ARP	 Homeless Services Grant	 Housing Stability Counseling Program (HSCP)	 Homeless Shelter and Services Fund (HSSF)	 State HTF	 Federal HTF	 LIHTC 9%	 LIHTC 4%
--	--	---	---	--	---	---	--	---	--	---	---	--	---	---	---	---	---	--	--

Apache	277															8				
Cochise	4,949												15			9				
Coconino	115									28			8		720	160				
Gila	5,099									5						13			40	
Graham	1,695																			
Greenlee	1,444																			
La Paz	2,248																			
Maricopa										680		174	1,025		1,244	996	344	355	2,513	
Mohave	13,450									19						15		66		
Navajo	90															8				
Pima												44	1,200		3,411	505	44	265	270	
Pinal	1,926									14						236	461			416
Santa Cruz	21,010														40					
Yavapai	11,351									86						10		211		
Yuma	17,448									5						35		180		
Statewide (no breakdown)			148	3,482	944	406									256					
Rural (no breakdown)										6										
<b>Grand Total</b>	<b>81,102</b>		<b>148</b>	<b>3,482</b>	<b>944</b>	<b>406</b>		<b>12</b>	<b>815</b>	<b>28</b>	<b>218</b>	<b>2,248</b>	<b>256</b>	<b>5,415</b>	<b>1,995</b>	<b>849</b>	<b>1,117</b>	<b>3,199</b>		
Statewide			148	3,482	944	406								256						
Rural	81,102							12	135	28		23		760	494	461	497	416		
Urban									680		218	2,225		4,655	1,501	388	620	2,783		

\*Households assisted with funding provided with GAP financing are counted in LIHTC figures

# Geographic Distribution Households Assisted

# FISCAL YEAR 2023 ANNUAL REPORT

	 State	 Federal	 Private	 State Tax Credit	 State Fiscal Recovery Fund (SFRF)	 Section 8 Housing Choice Vouchers	 Project-Based Section 8	 HOPWA	 HAF	 Continuum of Care	ADOH Total
<b>Apache</b>										18	<b>303</b>
<b>Cochise</b>										51	<b>5,024</b>
<b>Coconino</b>										86	<b>1,117</b>
<b>Gila</b>	40									7	<b>5,204</b>
<b>Graham</b>										12	<b>1,707</b>
<b>Greenlee</b>										12	<b>1,456</b>
<b>La Paz</b>										5	<b>2,253</b>
<b>Maricopa</b>					126						<b>7,457</b>
<b>Mohave</b>										31	<b>13,581</b>
<b>Navajo</b>										17	<b>127</b>
<b>Pima</b>											<b>5,739</b>
<b>Pinal</b>										11	<b>3,064</b>
<b>Santa Cruz</b>										12	<b>21,062</b>
<b>Yavapai</b>	80					244				81	<b>12,063</b>
<b>Yuma</b>										65	<b>17,733</b>
Statewide (no breakdown)							8,138		9,229		<b>22,603</b>
Rural (no breakdown)								79			<b>85</b>
<b>Grand Total</b>	<b>120</b>	<b>126</b>	<b>244</b>	<b>8,138</b>	<b>79</b>	<b>9,229</b>	<b>408</b>	<b>120,578</b>			
Statewide				8,138			9,229	<b>22,603</b>			
Rural	120					244		79		408	<b>84,779</b>
Urban					126						<b>13,196</b>

## Arizona Department of Housing

Joan Serviss  
CEO

Katie Hobbs  
Governor

1110 W. Washington, Suite 280 Phoenix, Arizona 85007

Main 602-771-1000

FAX 602-771-1002

Web [www.azhousing.gov](http://www.azhousing.gov)

Facebook [facebook.com/azhousing](https://facebook.com/azhousing)

Twitter [@AZHousing](https://twitter.com/AZHousing)

Title II of the Americans with Disabilities Act prohibits discrimination on the basis of disability in the programs of a public agency. Individuals with disabilities who need the information contained in this publication in an alternative format may contact the Arizona Department of Housing at (602) 771-1000 to make their needs known. Requests should be made as soon as possible to allow sufficient time to arrange for the accommodation.

# 2023